

## Features

- High Efficiency (Up to 93%)
- Full Power at Wide Output Current Range (Constant Power)
- 0-10V/10V PWM Dimmable (DV models)  
3 Timer Modes Dimmable (TV models)
- Input Surge Protection: 6kV line-line, 10kV line-earth
- All-Around Protection: OVP, SCP, OTP
- Waterproof (IP67)
- SELV Output
- Suitable for Independent Use
- 5 Years Warranty



## Description

The EUK-150SxxxDV(TV) series is a 150W, constant-current, programmable IP67 LED driver that operates from 90-305Vac input with excellent power factor. It is created for many lighting applications including high bay, tunnel and roadway. The high efficiency of these drivers and compact metal case enables them to run cooler, significantly improving reliability and extending product life. To ensure trouble-free operation, protection is provided against input surge, output over voltage, short circuit, and over temperature.

## Models

Adjustable Output Current Range	Full-Power Current Range (1)	Default Output Current	Input Voltage Range(2)	Output Voltage Range	Max. Output Power	Typical Efficiency (3)	Power Factor		Model Number
							120Vac	220Vac	
70-1050mA	700-1050mA	700 mA	90~305 Vac/ 127~250 Vdc	75~214 Vdc	150W	93.0%	0.99	0.96	EUK-150S105DV(TV)
105-1500mA	1050-1500mA	1050 mA	90~305 Vac/ 127~250 Vdc	50~143Vdc	150W	93.0%	0.99	0.96	EUK-150S150DV(TV)
140-2100mA	1400-2100mA	1400 mA	90~305 Vac/ 127~250 Vdc	38~107 Vdc	150W	92.5%	0.99	0.96	EUK-150S210DV(TV) <sup>(4)</sup>
245-3500mA	2450-3500mA	3150 mA	90~305 Vac/ 127~250 Vdc	22 ~ 61 Vdc	150W	91.5%	0.99	0.96	EUK-150S350DV(TV) <sup>(4)</sup>
385-5600mA	3850-5600mA	4200 mA	90~305 Vac/ 127~250 Vdc	14 ~ 39 Vdc	150W	90.5%	0.99	0.96	EUK-150S560DV(TV) <sup>(4)</sup>

- Notes:** (1) Output current range with constant power at 150W  
 (2) Certified voltage range: 100-240Vac or 127-250Vdc (except CCC, PSE, KS and BIS)  
 (3) Measured at 100% load and 220Vac input (see below "General Specifications" for details).  
 (4) SELV Output.

Representative in Hungary:

**HOLUX**  
VILÁGÍTÁS ÉS VILLAMOSÁG

HOLUX Kft. H-1135 Budapest, Béke u. 51-55.

Tel: (06 1) 450 2700 Fax: (06 1) 450 2710

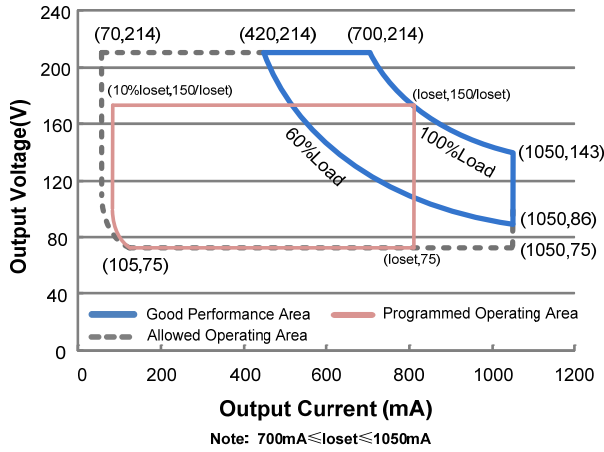
www.holux.hu www.fenyaruhaz.hu e-mail: hoso@holux.hu

1 / 14

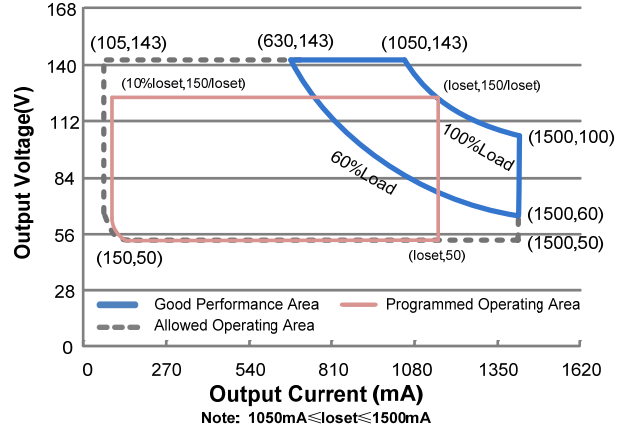
Specifications are subject to changes without notice.

## I-V Operation Area

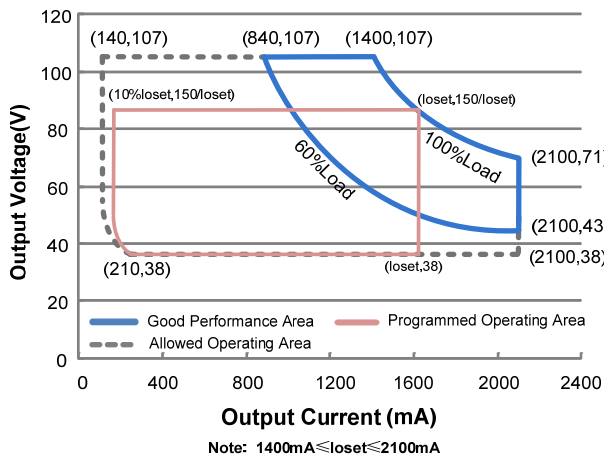
**EUK-150S105DV(TV)**



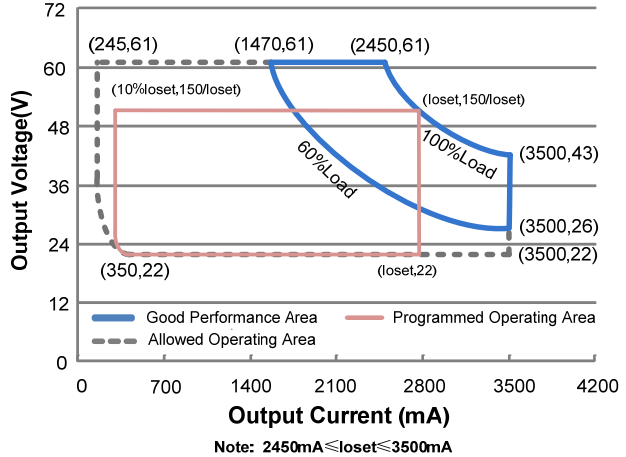
**EUK-150S150DV(TV)**



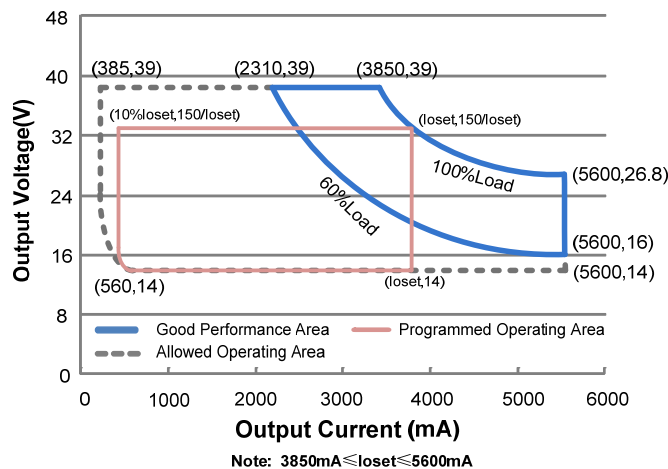
**EUK-150S210DV(TV)**



**EUK-150S350DV(TV)**



**EUK-150S560DV(TV)**



## Input Specifications

Parameter	Min.	Typ.	Max.	Notes
Input Voltage	90 Vac	-	305 Vac	127~250 Vdc
Input Frequency	47 Hz	-	63 Hz	
Leakage Current	-	-	0.70 mA	IEC60598-1; 240Vac/ 60Hz
Input AC Current	-	-	1.60 A	Measured at 100% load and 120 Vac input.
	-	-	0.90A	Measured at 100% load and 220 Vac input.
Inrush Current(I <sup>2</sup> t)	-	-	2.60A <sup>2</sup> s	At 220Vac input, 25°C cold start, duration=456μs, 10%Ipk-10%Ipk. See Inrush Current Waveform for the details.
PF	0.9	-	-	At 100-240Vac, 50-60Hz, 60%-100% Load (90-150W)
THD	-	-	20%	
THD	-	-	10%	At 220-240Vac, 50-60Hz, 75%-100% Load (112.5-150W)

## Output Specifications

Parameter	Min.	Typ.	Max.	Notes
Output Current Tolerance	-5%loset	-	5%loset	100% load
Output Current Setting(loset) Range				
EUK-150S105DV(TV)	70 mA	-	1050 mA	
EUK-150S150DV(TV)	105 mA	-	1500 mA	
EUK-150S210DV(TV)	140 mA	-	2100 mA	
EUK-150S350DV(TV)	245 mA	-	3500 mA	
EUK-150S560DV(TV)	385 mA	-	5600 mA	
Output Current Setting Range with Constant Power				
EUK-150S105DV(TV)	700 mA	-	1050 mA	
EUK-150S150DV(TV)	1050 mA	-	1500 mA	
EUK-150S210DV(TV)	1400 mA	-	2100 mA	
EUK-150S350DV(TV)	2450 mA	-	3500 mA	
EUK-150S560DV(TV)	3850 mA	-	5600 mA	
Total Output Current Ripple (pk-pk)	-	5%Iomax	10%Iomax	100% load. 20 MHz BW
Output Current Ripple at < 200 Hz (pk-pk)	-	2%Iomax	-	100% load
Startup Overshoot Current	-	-	10%Iomax	100% load
No Load Output Voltage				
EUK-150S105DV(TV)	-	-	240 V	
EUK-150S150DV(TV)	-	-	160 V	
EUK-150S210DV(TV)	-	-	120 V	
EUK-150S350DV(TV)	-	-	80 V	
EUK-150S560DV(TV)	-	-	50 V	
Line Regulation	-	-	±0.5%	100% load
Load Regulation	-	-	±1.5%	

## Output Specifications (Continued)

Parameter	Min.	Typ.	Max.	Notes
Turn-on Delay Time	-	-	1.0 s	Measured at 120Vac input, 60%-100% Load
	-	-	0.5 s	Measured at 220Vac input, 60%-100% Load
Temperature Coefficient of I <sub>o</sub> set	-	0.03%/°C	-	Case temperature = 0°C ~T <sub>c</sub> max

**Note:** All specifications are typical at 25°C unless otherwise stated.

## General Specifications

Parameter	Min.	Typ.	Max.	Notes
Efficiency at 120 Vac input:				Measured at 100% load and steady-state temperature in 25°C ambient; (Efficiency will be about 2.0% lower if measured immediately after startup.)
EUK-150S105DV(TV)				
I <sub>o</sub> = 700 mA	89.0%	91.0%	-	
I <sub>o</sub> =1050 mA	87.5%	89.5%	-	
EUK-150S150DV(TV)				
I <sub>o</sub> =1050 mA	89.0%	91.0%	-	
I <sub>o</sub> =1500 mA	87.5%	89.5%	-	
EUK-150S210DV(TV)				
I <sub>o</sub> =1400 mA	88.5%	90.5%	-	
I <sub>o</sub> =2100 mA	86.5%	88.5%	-	
EUK-150S350DV(TV)				
I <sub>o</sub> =2450 mA	87.0%	89.0%	-	
I <sub>o</sub> =3500 mA	86.0%	88.0%	-	
EUK-150S560DV(TV)				
I <sub>o</sub> =3850 mA	86.0%	88.0%	-	
I <sub>o</sub> =5600 mA	84.5%	86.5%	-	
Efficiency at 220 Vac input:				Measured at 100% load and steady-state temperature in 25°C ambient; (Efficiency will be about 2.0% lower if measured immediately after startup.)
EUK-150S105DV(TV)				
I <sub>o</sub> = 700 mA	91.0%	93.0%	-	
I <sub>o</sub> =1050 mA	90.0%	92.0%	-	
EUK-150S150DV(TV)				
I <sub>o</sub> =1050 mA	91.0%	93.0%	-	
I <sub>o</sub> =1500 mA	90.0%	92.0%	-	
EUK-150S210DV(TV)				
I <sub>o</sub> =1400 mA	90.5%	92.5%	-	
I <sub>o</sub> =2100 mA	89.0%	91.0%	-	
EUK-150S350DV(TV)				
I <sub>o</sub> =2450 mA	89.5%	91.5%	-	
I <sub>o</sub> =3500 mA	88.5%	90.5%	-	
EUK-150S560DV(TV)				
I <sub>o</sub> =3850 mA	88.5%	90.5%	-	
I <sub>o</sub> =5600 mA	87.0%	89.0%	-	

## General Specifications (Continued)

Parameter	Min.	Typ.	Max.	Notes
Efficiency at 277 Vac input: EUK-150S105DV(TV) I <sub>o</sub> = 700 mA	91.5%	93.5%	-	Measured at 100% load and steady-state temperature in 25°C ambient; (Efficiency will be about 2.0% lower if measured immediately after startup.)
I <sub>o</sub> =1050 mA	90.5%	92.5%	-	
EUK-150S150DV(TV) I <sub>o</sub> =1050 mA	91.5%	93.5%	-	
I <sub>o</sub> =1500 mA	90.0%	92.0%	-	
EUK-150S210DV(TV) I <sub>o</sub> =1400 mA	90.5%	92.5%	-	
I <sub>o</sub> =2100 mA	89.0%	91.0%	-	
EUK-150S350DV(TV) I <sub>o</sub> =2450 mA	90.0%	92.0%	-	
I <sub>o</sub> =3500 mA	88.5%	90.5%	-	
EUK-150S560DV(TV) I <sub>o</sub> =3850 mA	88.5%	90.5%	-	
I <sub>o</sub> =5600 mA	87.0%	89.0%	-	
MTBF	-	271,000 Hours	-	Measured at 220Vac input, 80%Load and 25°C ambient temperature
Lifetime	-	81,000 Hours	-	Measured at 220Vac input, 80%Load and 70°C case temperature; See lifetime vs. Tc curve for the details
Operating Case Temperature for Safety Tc <sub>s</sub>	-40°C	-	+85°C	
Operating Case Temperature for Warranty Tc <sub>w</sub>	-40°C	-	+75°C	Case temperature for 5 years warranty
Storage Temperature	-40°C	-	+85°C	Humidity: 5%RH to 100%RH
Dimensions Inches (L × W × H) Millimeters (L × W × H)	6.74 × 2.66 × 1.44 171 × 67.5 × 36.5			With mounting ear 7.56 × 2.66 × 1.44 192 × 67.5 × 36.5
Net Weight	-	1000 g	-	

**Note:** All specifications are typical at 25°C unless otherwise stated.

## Dimming Specifications

Parameter	Min.	Typ.	Max.	Notes	
DV Models	Absolute Maximum Voltage on the Vdim (+) Pin	-20 V	-	20 V	
	Source Current on Vdim (+)Pin	200 uA	300 uA	450 uA	Vdim(+) = 0 V
	Recommended Dimming Range for 0-10V	0 V	-	10 V	
	PWM_in High Level	-	10V	-	
	PWM_in Low Level	-	0V	-	
	PWM_in Frequency Range	200 Hz	-	2 KHz	
	PWM_in Duty Cycle	0%	-	100%	

## Dimming Specifications (Continued)

Parameter		Min.	Typ.	Max.	Notes
TV Models	Dimming Level	10%	-	100%	Default is Traditional Timer. Dimming mode set to Self-Adapting-Midnight or Self Adapting-Percentage in PC interface.
	Hold Time	0 Hours	-	18 Hours	
	Fade Time	0 Minutes	-	60 Minutes	
	Dimming Step	1	-	6	
Dimming Output Range	EUK-150S105DV(TV) EUK-150S150DV(TV) EUK-150S210DV(TV) EUK-150S350DV(TV) EUK-150S560DV(TV)	10%loset	-	loset	700 mA ≤ loiset ≤ 1050 mA 1050 mA ≤ loiset ≤ 1500 mA 1400 mA ≤ loiset ≤ 2100 mA 2450 mA ≤ loiset ≤ 3500 mA 3850 mA ≤ loiset ≤ 5600 mA
	EUK-150S105DV(TV) EUK-150S150DV(TV) EUK-150S210DV(TV) EUK-150S350DV(TV) EUK-150S560DV(TV)	70 mA 105 mA 140 mA 245 mA 385 mA	-	loset	70 mA ≤ loiset < 700 mA 105 mA ≤ loiset < 1050 mA 140 mA ≤ loiset < 1400 mA 245 mA ≤ loiset < 2450 mA 385 mA ≤ loiset < 3850 mA

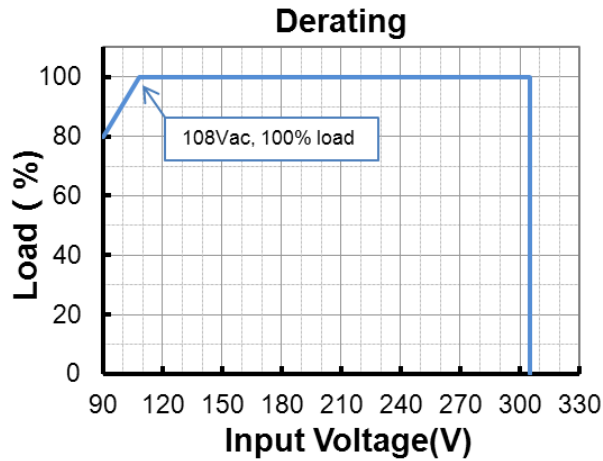
## Safety & EMC Compliance

Safety Category	Standard
CE	EN 61347-1, EN61347-2-13
CCC	GB 19510.1, GB 19510.14
KS	KS C 7655
EMI Standards	Notes
EN 55015/GB 17743 <sup>(1)</sup>	Conducted emission Test & Radiated emission Test
EN 61000-3-2/GB 17625.1	Harmonic current emissions
EN 61000-3-3	Voltage fluctuations & flicker
EMS Standards	Notes
EN 61000-4-2	Electrostatic Discharge (ESD): 8 kV air discharge, 4 kV contact discharge
EN 61000-4-3	Radio-Frequency Electromagnetic Field Susceptibility Test-RS
EN 61000-4-4	Electrical Fast Transient / Burst-EFT
EN 61000-4-5	Surge Immunity Test: AC Power Line: line to line 6 kV, line to earth 10 kV <sup>(2)</sup>
EN 61000-4-6	Conducted Radio Frequency Disturbances Test-CS
EN 61000-4-8	Power Frequency Magnetic Field Test
EN 61000-4-11	Voltage Dips
EN 61547	Electromagnetic Immunity Requirements Applies To Lighting Equipment

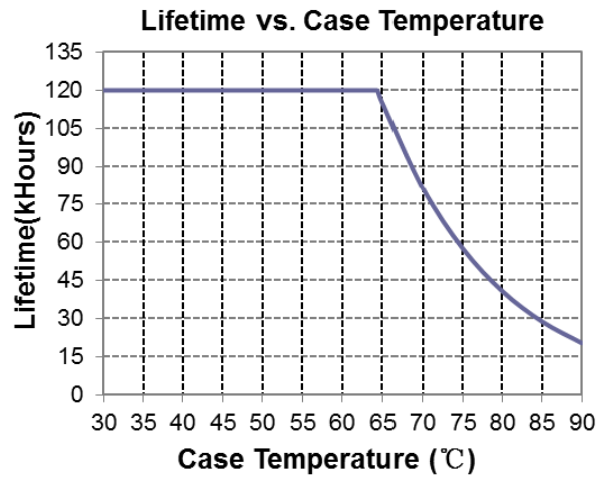
**Note:** (1) This LED driver meets the EMI specifications above, but EMI performance of a luminaire that contains it depends also on the other devices connected to the driver and on the fixture itself.

(2) To perform electric strength (hi-pot) testing, the “GDT ground disconnect” (nut and metal lock sheet) on the driver end-cap should be removed temporarily to prevent the internal gas discharge tube from conducting (as allowed by IEC 60598-1 Clause 10.2). After testing is completed, these items must be reinstalled to restore line-to-earth surge protection and secure the end cap.

## Derating

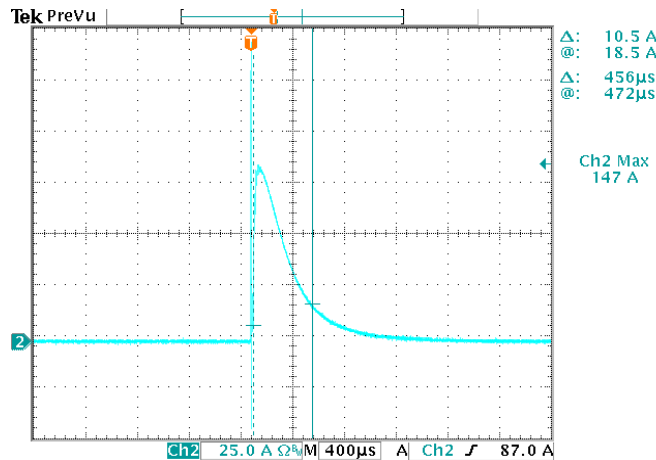


## Lifetime vs. Case Temperature

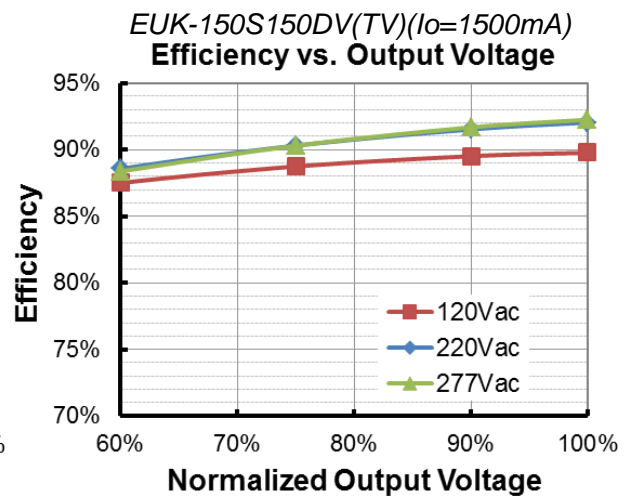
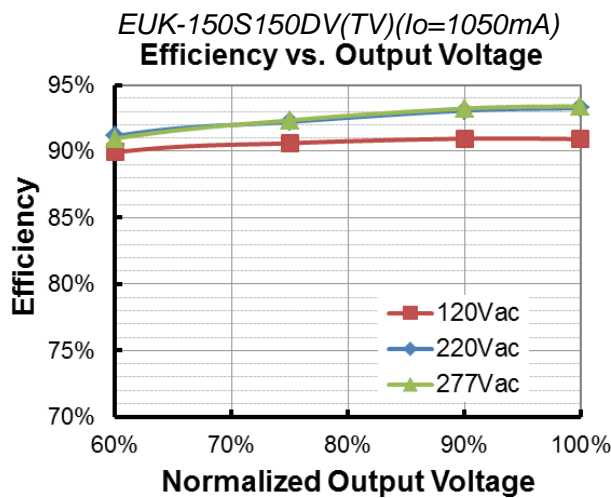
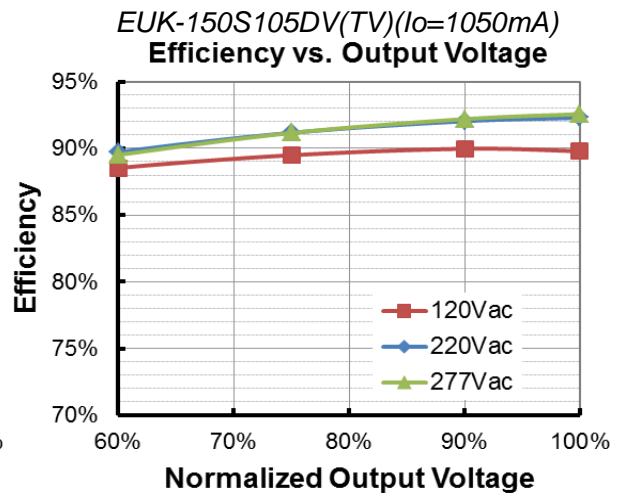
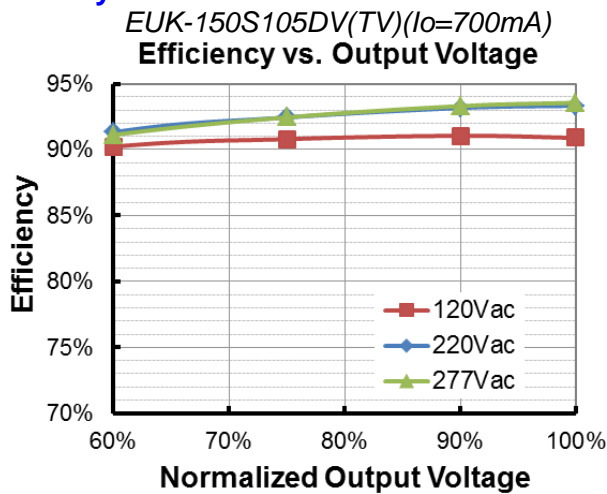




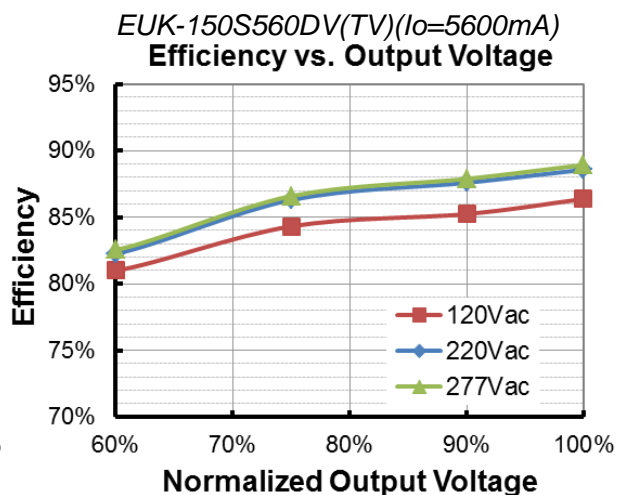
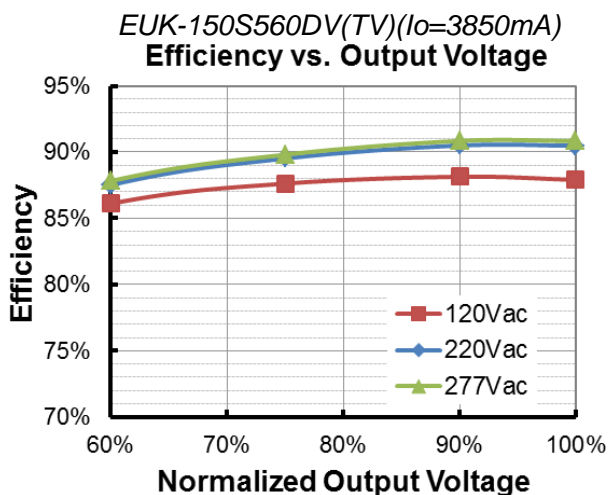
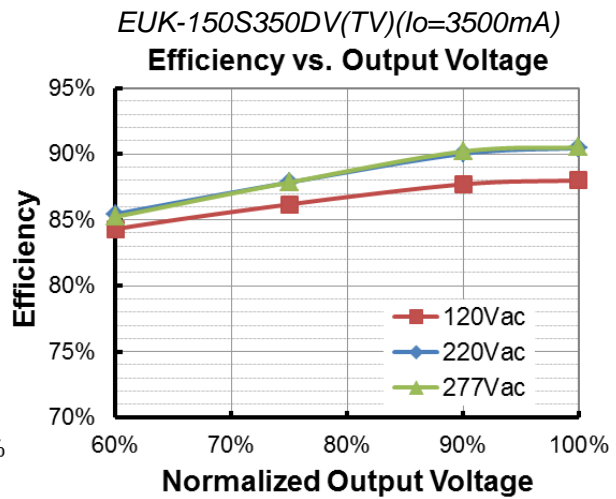
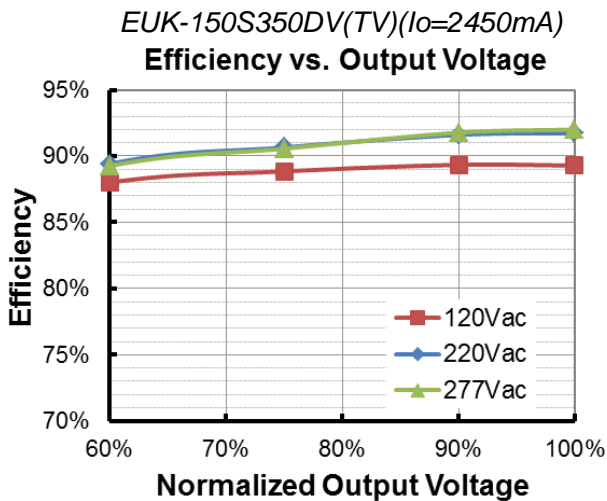
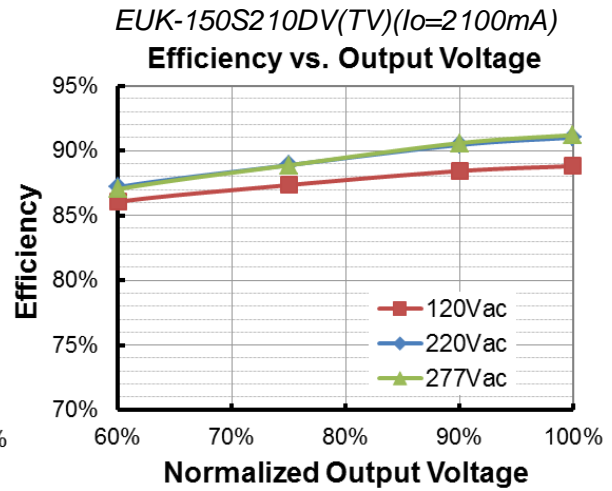
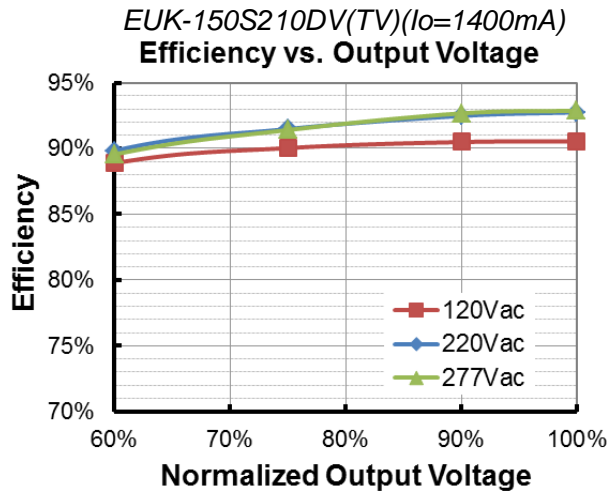
## Inrush Current Waveform



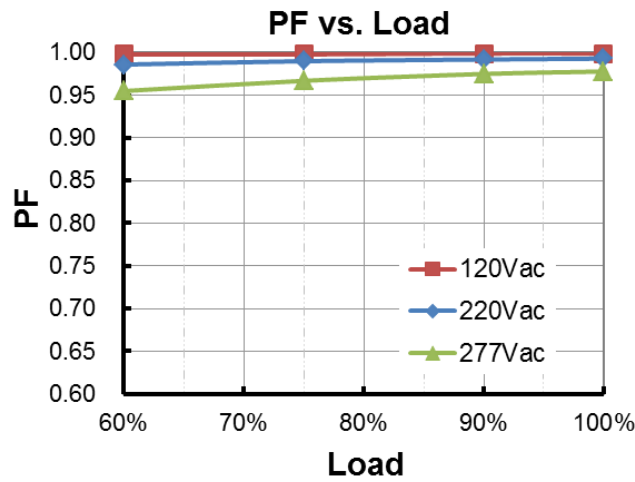
## Efficiency vs. Load



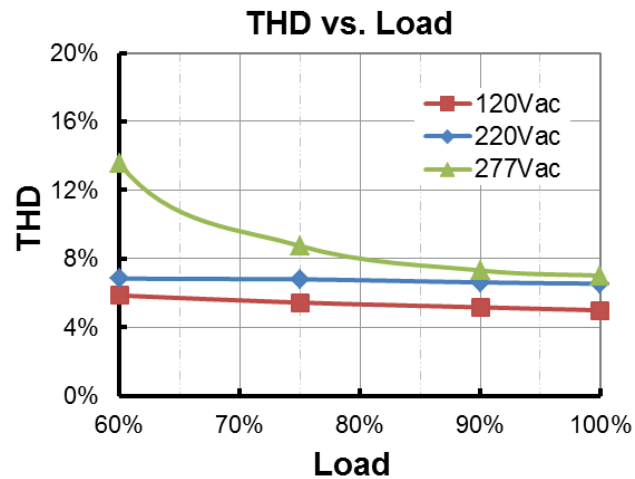




## Power Factor



## Total Harmonic Distortion



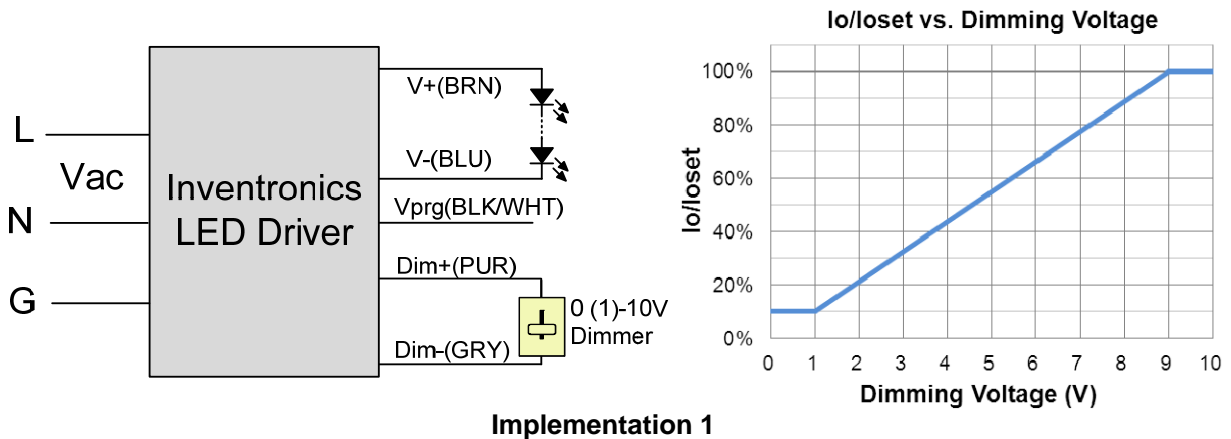
## Protection Functions

Parameter	Notes
Over Temperature Protection	Decreases output current, returning to normal after over temperature is removed.
Short Circuit Protection	Auto Recovery. No damage will occur when any output is short circuited. The output shall return to normal when the fault condition is removed.
Over Voltage Protection	Limits output voltage at no load and in case the normal voltage limit fails.

## Dimming

### ● 0-10V Dimming (Only DV models)

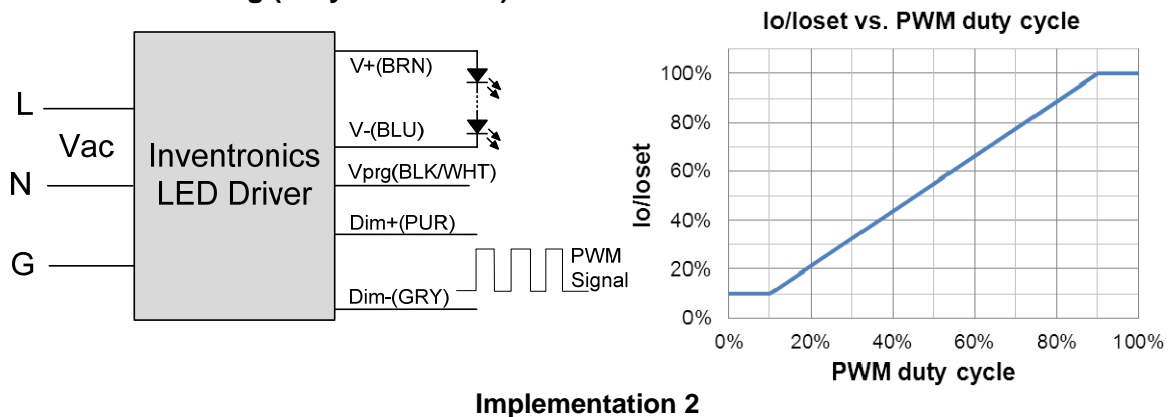
The recommended implementation of the dimming control is provided below.



**Notes:**

1. The dimmer can also be replaced by an active 0-10V voltage source signal or passive components like resistors and zener.
2. If 0-10V dimming is not used, Dim + should be open.

### ● 10V PWM Dimming (Only DV models)



**Notes:** If PWM dimming is not used, Dim + should be open.

### ● Time Dimming (Only TV models)

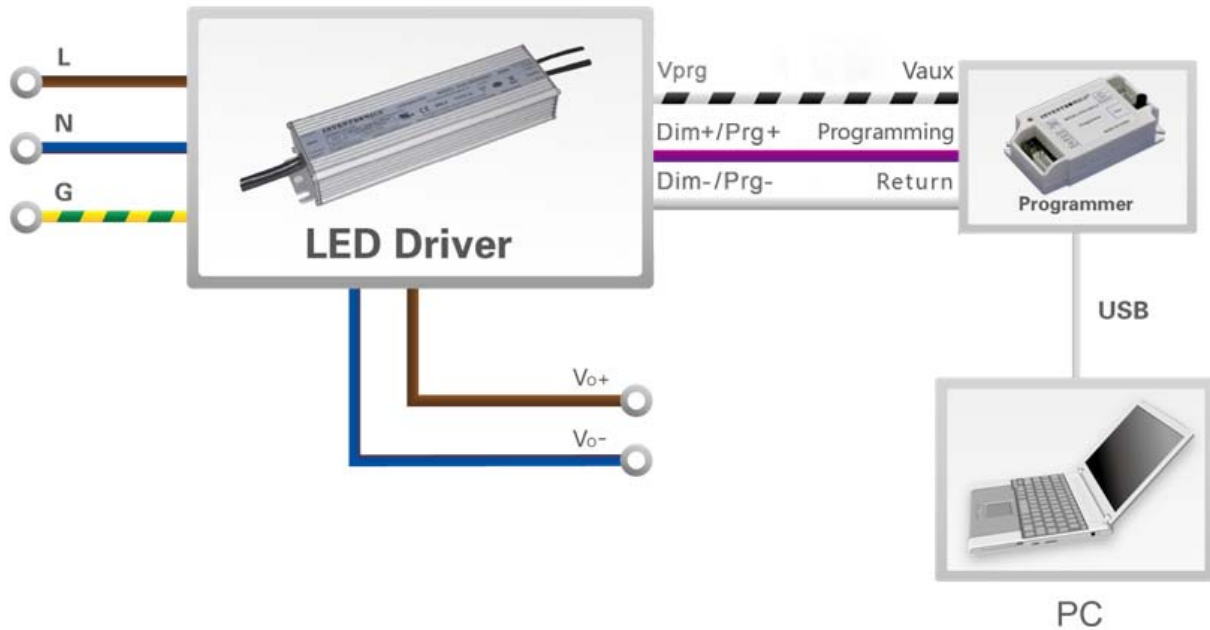
Time dimming control includes 3 kinds of modes, they are Self Adapting-Midnight, Self Adapting-Percentage and Traditional Timer.

- **Self Adapting-Midnight:** Automatically adjusts the dimming curve based on the on-time of past two days (if difference <15 minutes), assuming that the center point of the dimming curve is midnight local time.
- **Self Adapting-Percentage:** Automatically adjusts the on-time of each step by a constant percentage = (actual on-time for the past 2 days if difference <15 min) / (programmed on-time from the dimming curve).
- **Traditional Timer:** Follows the programmed timing curve after power on with no changes.

- **Output Lumen Compensation (Only TV models)**

Output Lumen Compensation (OLC) may be used to maintain constant light output over the life of the LEDs by driving them at a reduced current when new, then gradually increasing the drive current over time to counteract LED lumen degradation.

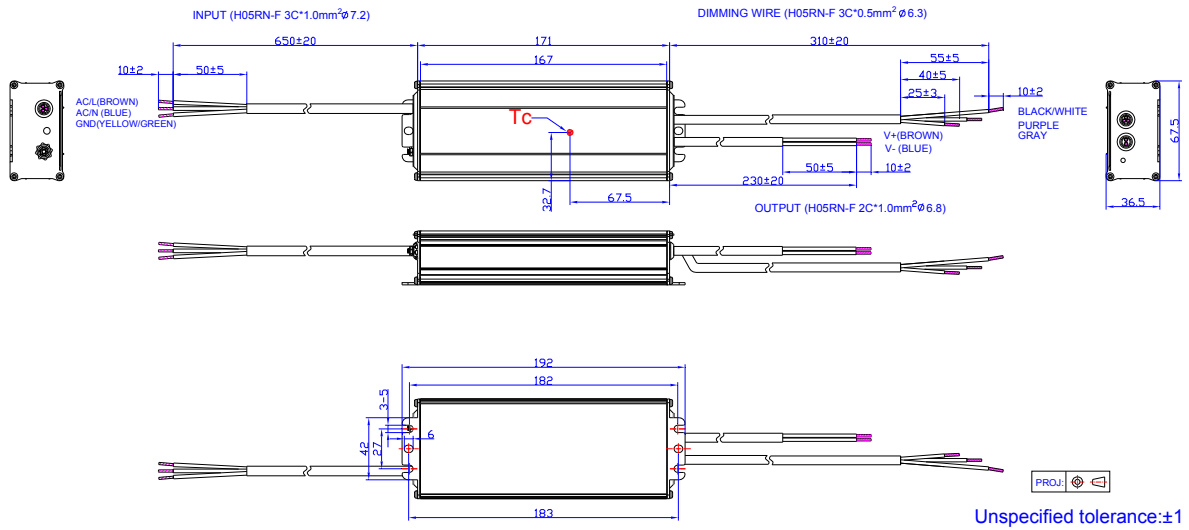
### Programming Connection Diagram



**Note:** The driver does not need to be powered on during the programming process.

- Please refer to [PRG-MUL2](#) (Programmer) datasheet for details.

## Mechanical Outline



## RoHS Compliance

Our products comply with the European Directive 2011/65/EC, calling for the elimination of lead and other hazardous substances from electronic products.

## Revision History

Change Date	Rev.	Description of Change		
		Item	From	To
2017-09-04	A	Datasheets Release	/	/
2017-10-16	B	Features	3 Timer Modes Dimmable (TT models)	Updated
		Models	EUK-150SxxxTV	Added
		I-V Operation Area	EUK-150SxxxTV	Added
		Output Current Setting(losct) Range	EUK-150SxxxTV	Added
		Output Current Setting Range with Constant Power	EUK-150SxxxTV	Added
		No Load Output Voltage	EUK-150SxxxTV	Added
		Efficiency at 120 Vac input	EUK-150SxxxTV	Added
		Efficiency at 220 Vac input	EUK-150SxxxTV	Added
		Efficiency at 277 Vac input	EUK-150SxxxTV	Added
		Dimming Specification	TV Models	Added
		Efficiency vs. Load	EUK-150SxxxTV	Added
2018-05-29	C	Dimming	/	Updated
		EAC	/	Added
		Description	/	Updated
		Mechanical Outline	/	Updated